

Aquila Life MSCI World Fund  
S1 British Pound  
BlackRock Life Limited



December 2024

Unless otherwise stated, Performance, Portfolio Breakdowns and Net Asset information as at: 31-Dec-2024. All other data as at 17-Jan-2025.

This document is marketing material. For Investors in the UK. THIS DOCUMENT IS FOR PROFESSIONAL INVESTORS ONLY AND SHOULD NOT BE SHARED WITH, DISTRIBUTED TO, OR RELIED UPON BY, RETAIL INVESTORS.

FUND OVERVIEW

The Fund aims to achieve index returns in line with the MSCI World Index.

**CAPITAL AT RISK:** The value of investments and the income from them can fall as well as rise and are not guaranteed. Investors may not get back the amount originally invested.

KEY RISKS:

- The value of equities and equity-related securities can be affected by daily stock market movements. Other influential factors include political, economic news, company earnings and significant corporate events.
- While the Fund, in accordance with its investment objectives, seek to track the performance of their respective Benchmark Index, whether through a replication or optimising strategy, there is no guarantee that it will achieve perfect tracking and the Fund may potentially be subject to tracking error risk, which is the risk that their returns may not track exactly those of their respective Benchmark Index, from time to time.
- Counterparty Risk: The insolvency of any institutions providing services such as safekeeping of assets or acting as counterparty to derivatives or other instruments, may expose the Fund to financial loss.

KEY FACTS

**Asset Class :** Equity  
**Benchmark :** MSCI World Index  
**Fund Launch Date :** 25-Oct-2010  
**Share Class Launch Date :** 25-Oct-2010  
**Share Class Currency :** GBP  
**Use of Income :** Accumulating  
**Net Assets of Fund (M) :** 3,812.04 GBP  
**Domicile :** United Kingdom  
**ISIN :** GB00B41C7891  
**Bloomberg Ticker :** -  
**Umbrella :** BlackRock Life Limited  
**SEDOL :** B41C789

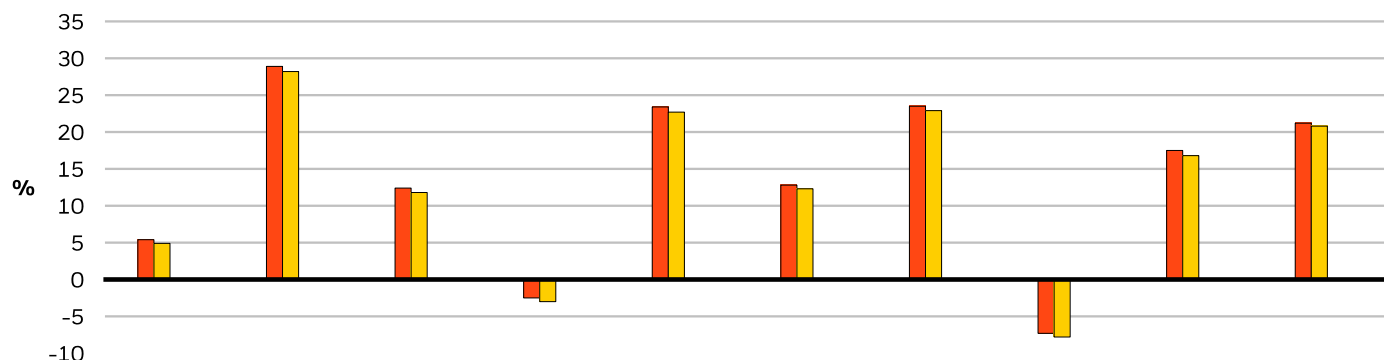
DEALING INFORMATION

**Settlement :** Trade Date + 3 days

PORTFOLIO CHARACTERISTICS

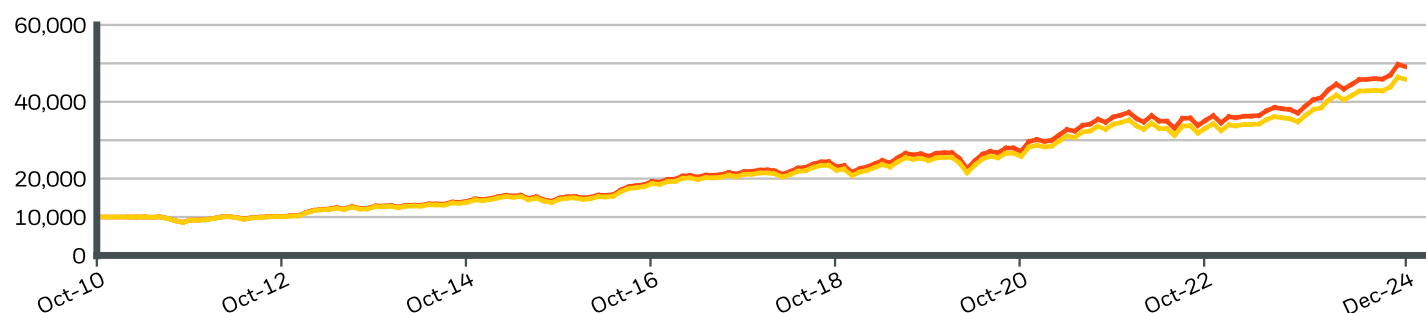
**Price to Book Ratio :** 3.57x  
**Price to Earnings Ratio :** 24.24x  
**Standard Deviation (3y) :** 11.68  
**3y Beta :** 1.00  
**Number of Holdings :** 1,383

### CALENDAR YEAR PERFORMANCE



	2015	2016	2017	2018	2019	2020	2021	2022	2023	2024
Share Class	5.39	28.88	12.41	-2.49	23.44	12.77	23.49	-7.33	17.47	21.21
Benchmark	4.87	28.24	11.80	-3.04	22.74	12.32	22.94	-7.83	16.81	20.79

### GROWTH OF HYPOTHETICAL 10,000 GBP SINCE INCEPTION



### CUMULATIVE & ANNUALISED PERFORMANCE

	CUMULATIVE (%)					ANNUALISED (% p.a.)		
	1m	3m	6m	YTD	1y	3y	5y	Since Inception
Share Class	-1.14	7.00	7.34	21.21	21.21	9.68	12.94	12.26
Benchmark	-1.16	6.93	7.19	20.79	20.79	9.15	12.42	11.70

**The figures shown relate to past performance. Past performance is not a reliable indicator of current or future performance and should not be the sole factor of consideration when selecting a product or strategy.** Share Class and Benchmark performance displayed in GBP, hedged share class benchmark performance is displayed in GBP. Performance is shown on a Net Asset Value (NAV) basis, with gross income reinvested where applicable. The return of your investment may increase or decrease as a result of currency fluctuations if your investment is made in a currency other than that used in the past performance calculation. **Source:** BlackRock

■ Share Class      Aquila Life MSCI World FundS1 British Pound  
■ Benchmark      MSCI World Index

### Contact Us

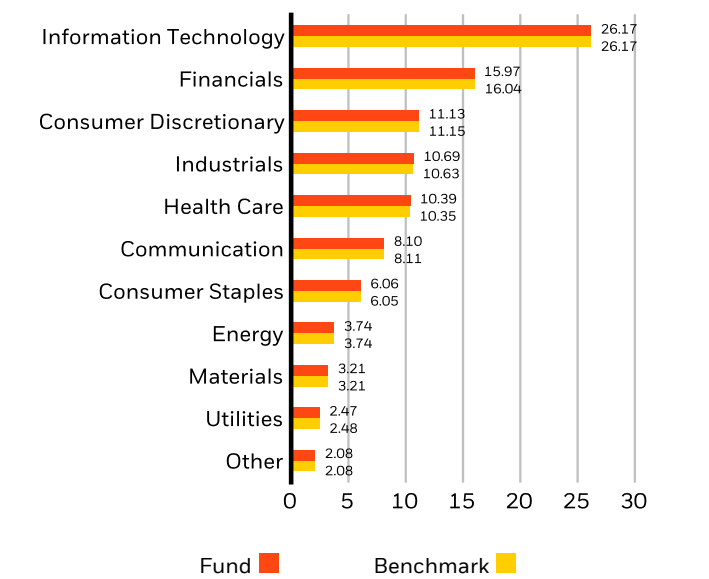
For EMEA: +44 (0)207 743 1800 • ClientServices@BlackRock.com • www.blackrock.co.uk

TOP 10 HOLDINGS (%)

APPLE INC	5.45%
NVIDIA CORP	4.72%
MICROSOFT CORP	4.26%
AMAZON COM INC	2.97%
META PLATFORMS INC CLASS A	1.83%
TESLA INC	1.66%
ALPHABET INC CLASS A	1.59%
BROADCOM INC	1.47%
ALPHABET INC CLASS C	1.37%
JPMORGAN CHASE & CO	0.98%
<b>Total of Portfolio</b>	<b>26.30%</b>

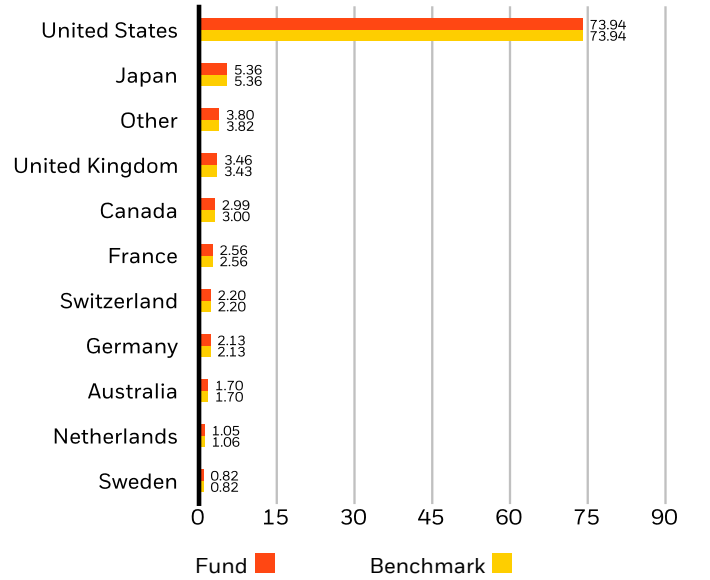
Holdings subject to change

SECTOR BREAKDOWN (%)



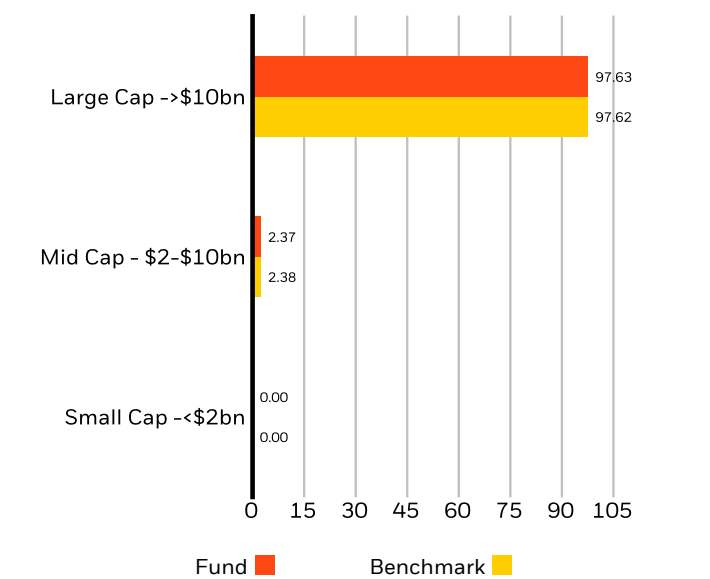
Negative weightings may result from specific circumstances (including timing differences between trade and settlement dates of securities purchased by the funds) and/or the use of certain financial instruments, including derivatives, which may be used to gain or reduce market exposure and/or risk management. Allocations are subject to change

GEOGRAPHIC BREAKDOWN (%)



Allocations are subject to change. Source: BlackRock

MARKET CAPITALISATION (%)



Allocations are subject to change. Source: BlackRock

# Aquila Life MSCI World Fund

## S1 British Pound

### BlackRock Life Limited



#### GLOSSARY

**Price to Book Ratio:** represents the ratio of the current closing price of the share to the latest quarter's book value per share.

**Price to Earnings:** A valuation ratio of a company's current share price compared to its per-share earnings in the current forecast year, calculated as current share price divided by current earnings per share.

#### IMPORTANT INFORMATION:

**REGULATORY INFORMATION:** This document has been issued by BlackRock Life Limited ("BLL"). The fund described in this document is available only to pension schemes registered under Part IV of the Finance Act 2004 via an insurance policy which would be issued either by BLL, or by another insurer of such business. BLL is authorised by the Prudential Regulation Authority and regulated by the Financial Conduct Authority and the Prudential Regulation Authority. BLL's registered office is at 12 Throgmorton Avenue, London, EC2N 2DL, England, Tel +44 (0)20 7743 3000. BLL is registered in England and Wales under company number 02223202. BlackRock is a trading name of BLL. The information contained herein has been taken from trade and other sources which BlackRock deems reliable. BlackRock does not represent that such information is accurate or complete and it should not be relied upon as such. Any opinions expressed herein reflect BlackRock's current judgement and may be subject to change. This document is intended for information purposes only and does not constitute investment advice or a solicitation of an offer to buy a policy or to make an investment under such policy in the fund described herein. Investment in the policy, or the fund described in this document may not be suitable for all investors. It is recommended that you obtain independent advice prior to investing. BlackRock reminds you that the levels and bases of, and reliefs from, taxation can change. Any objective or target will be treated as a target only and should not be considered as an assurance or guarantee of performance of the fund or any part of it. The fund objectives and policies include a guide to the main investments to which the fund is likely to be exposed. The fund is not necessarily restricted to holding these investments only. Subject to the fund's objectives, the fund may hold any investment and utilise any investment techniques, including the use of external insurance funds, securities lending and derivatives, permitted under the FCA's Conduct of Business Sourcebook.

#### PRICING MECHANISM

BlackRock Life Limited offers unit classes with dual or single swing pricing. Please contact your BlackRock relationship manager for further detail of the pricing mechanism per class.

#### DEALING FREQUENCY

Daily

#### FEE INFORMATION

Please contact your BlackRock relationship manager for details of the fees per unit class.

#### SECURITIES LENDING

In principle, all funds may participate in securities lending. BlackRock, acting as an agent, currently lends securities on behalf of certain funds with the objective of generating incremental returns for the funds while maintaining a low level of risk.

Should a particular fund undertake securities lending, it will receive 62.5% of the income generated by this activity and the remaining 37.5% will be received by BlackRock as the securities lending agent. The fact that BlackRock receives a portion of the fee generated from the overall securities lending income does not increase the costs of running the fund. Securities lending involves risk such as that of counterparty default. As an additional safeguard in the event of a counterparty default, BlackRock, Inc. provides the fund with an indemnity to cover losses associated with borrower default — in the event of a default, if a shortfall exists between the proceeds of the sale of the collateral and the cost to repurchase loaned securities, BlackRock reimburses the fund in full under the terms of the indemnity.

#### INDEX PROVIDERS

Any index referred to herein is the intellectual property of the relevant index provider. The fund is not sponsored or endorsed by any such index provider.

© 2025 BlackRock, Inc. All Rights reserved. BLACKROCK, BLACKROCK SOLUTIONS, and iSHARES are registered and unregistered trademarks of BlackRock, Inc. or its subsidiaries in the United States and elsewhere. All other trademarks are those of their respective owners.

#### Contact Us

For EMEA: +44 (0)207 743 1800 • [ClientServices@BlackRock.com](mailto:ClientServices@BlackRock.com) • [www.blackrock.co.uk](http://www.blackrock.co.uk)